



29 March 2018

Dear Parents,

CHANGES TO THE SALE OF OLMC WENTWORTHVILLE SCHOOL UNIFORM

Due to significant changes to the school finance management system, it has been decided in consultation with Catholic Education, Diocese of Parramatta, that the operation of the school uniform shop by the school will cease as of Friday, 6 April 2018 and our current supplier Oz Fashions will commence the operation of an online uniform shop from Monday 9 April 2018.

As a result of these changes the following will be taking place over the next two weeks.

TERM 1

4 April (Wednesday) - 12.30 – 3.30pm - Last day try on at OLMC for this term by appointment only - www.schoolinterviews.com.au code: PCCJJ

6 April (Friday) - Last day for uniform orders and payments at OLMC

9 April (Monday) - All orders direct to Oz Fashions via the app (please see the flyer with the instructions regarding the downloading of the app and the ordering & payment process)

11 April (Wednesday) 4pm - Final online orders accepted for Term 1 delivery by Oz Fashions

12 April (Thursday) - Orders to be delivered to OLMC by Oz Fashions

TERM 2

3 May (Thursday) - Weekly delivery to OLMC by Oz Fashions commences

Attached is an introductory letter from Oz Fashions outlining the procedures from the above date.

Yours sincerely,

Steven Jones
Principal





Dear Parents/Guardians,

Our Lady of Mount Carmel Uniform Shop will now be an online uniform shop run by Oz Fashions as of 9 April 2018.

All orders are to be placed on the 'QKR' app by MasterCard. Please follow all instructions on the attached flyer to download the app and set up your account. No phone orders can be accepted!

Delivery to the school will be every Thursday during the school term free of charge and orders must be placed by 4pm Wednesday for delivery that week.

Try on samples are at the school for your convenience. Please try on the sizes before ordering to avoid disappointment. Please book a time on the school interviews website - www.schoolinterviews.com.au code: PCCJJ and come with your child(ren) to the school administration office to try on the uniform. Parents will be responsible for the correct fitting of the school uniform.

Please choose carefully as we do not refund if you simply change your mind or make a wrong selection. However, we gladly exchange within 7 days of the purchase date. Returned merchandise MUST be in its original condition with all tags still attached and accompanied by proof of purchase otherwise the exchange will not be honoured. Any item that has been worn will not be able to be exchanged. **Please email all swaps to elle@ozfashions.com.au**

Please note that Oz Fashions warehouse in Granville DOES NOT sell the Our Lady of Mount Carmel Uniform!

If you have any enquiries please contact Elle elle@ozfashions.com.au.

Yours sincerely
Oz Fashions



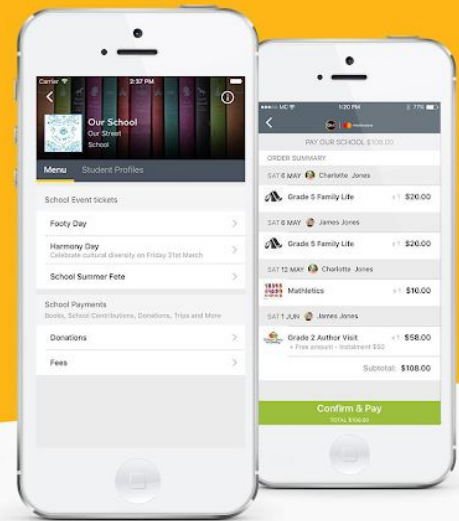
masterpass

For quicker, hassle-free school payments, try Qkr! today

Introducing Qkr! (pronounced 'quicker') by Mastercard, the secure and easy way to order and pay for school items from your phone at a time and place that suits you.

With Qkr! you can:

- Pay for a variety of school items;
- See your receipts on the app and get them sent by email if required.



Getting started is easy - try it yourself today

Step 1 Download Qkr!

on your Android phone or iPhone. iPad users can download iPhone app



Step 2 Register

Select your Country of Residence as 'Australia' and follow the steps to register

Step 3 Find our school

Our school will appear in 'Nearby Locations' if you're within 10kms of the school, or search for our school by name.

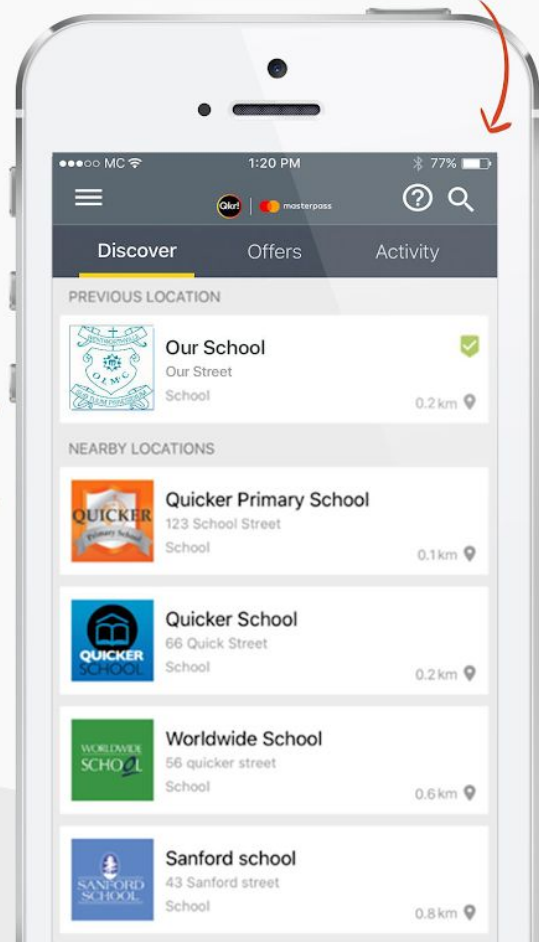
Step 4 Register your children

When first accessing our school you will be prompted to add a student profile for your child. This allows you to make orders and payments for them.

Search for our school name

If you have made a purchase you can select our school from 'Previous Location'

If you're within 10 kms of the school, you can select our school from 'Nearby Locations'

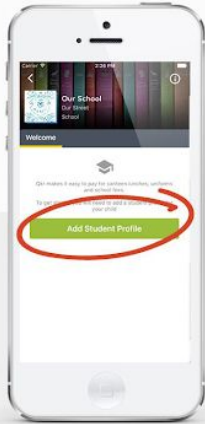




masterpass

Add your children's details in Student Profiles

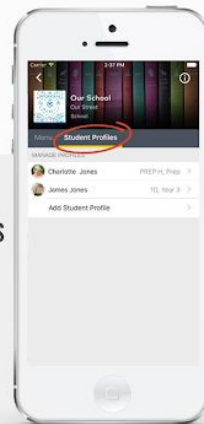
Select
'Add student profile'



Add each
child's details

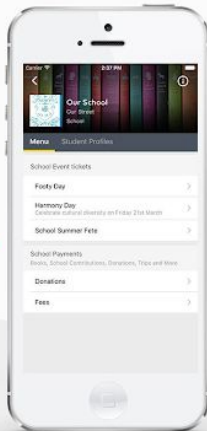


Manage each
child's details in
Student Profiles

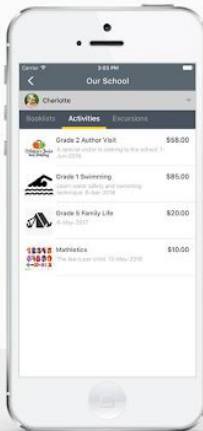


Purchase school items

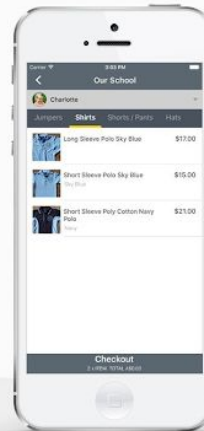
Select a menu
from our school



Select child
you are
ordering for



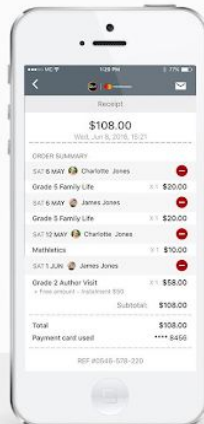
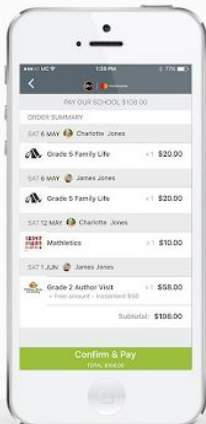
Select your items



Tap 'Checkout'
then confirm and pay

Making payments

Add up to 5 cards to your wallet



At checkout select which card to
pay with.

Pay with any cards accepted
by the school.

Once your payment is approved you
can continue to the home page, or
view your receipt.